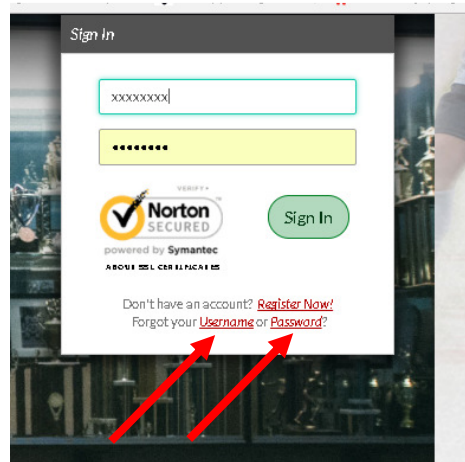
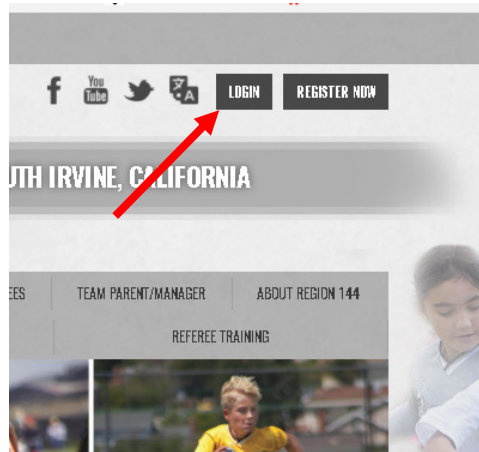


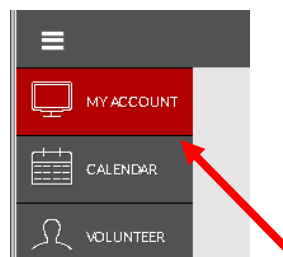
How to obtain your player registration form

1. Visit our website: <http://ayso.bluesombrero.com/Default.aspx?tabid=808406>
2. Log into Blue Sombrero.



**if you don't remember your username or password click the "Forgot your Username or Password?"

3. Click "My Account" on the top left-hand side.



4. Look up each child's name registered and click on the "View/Print Form"

The screenshot shows a user interface with the following elements:

- Top left: A small icon, the date "07, 2008", and the number "1054514".
- Top right: A green rounded rectangle containing the text "1 Programs Available!".
- Center: A horizontal blue bar with three sections:
 - Left section: "Only)"
 - Middle section: "10U Boys (B2008)"
 - Right section: "B2008 EXTRA - [Visit Team Page](#)
[View/Print Form](#)"

5. Print 2 copies of the form and sign it with a pen.